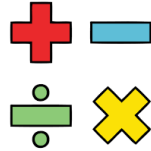

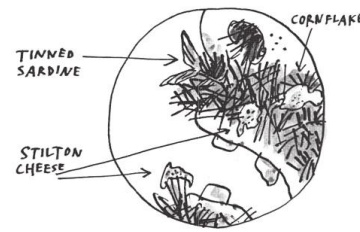






Year 2 Learning Activities 5.7.2021



	Monday	Tuesday	Wednesday	Thursday	Friday						
Mathematics 	Introduce capacity and volume Worksheet	Measure capacity worksheet	To compare volume Worksheet	To measure in millilitres Worksheet	To measure in litres Worksheet						
English	<p>Write a sentence for each of your spellings from last week. Use a conjunction (and, so, but, because, or) in each sentence.</p> <p>Phase 4</p> <table border="1"> <tr> <td>Phase 4</td> <td>Phase 5</td> <td>Phase 6</td> </tr> <tr> <td>from children they what when went there with out was</td> <td>Mr Mrs people called about here don't I'm looked asked</td> <td>useful watchful spiteful mouthful careful hopeful peaceful dreadful colourful joyful</td> </tr> </table>	Phase 4	Phase 5	Phase 6	from children they what when went there with out was	Mr Mrs people called about here don't I'm looked asked	useful watchful spiteful mouthful careful hopeful peaceful dreadful colourful joyful	<p>The Twits</p> <p>Predict what you think will happen in this story.</p> <p>Look at the front cover- does it give you any clues?</p> 	<p>The Twits</p> <p>Listen to the first few pages of The Twits - up to 5 minutes 20 seconds.</p> <p>Draw Mr. Twit and his beard. draw and label all the different food/items that you might find in his beard!</p> 	<p>The Twits</p> <p>Listen from 5 minutes 20 seconds to 9 minutes.</p> <p>Draw Mrs. Twit and write a paragraph about her, describing what she looks like, how she acts and the tricks she plays on Mr Twit.</p> <p>Draw Mrs Twit</p> 	<p>The Twits</p> <p>Listen from 9 minutes till the end.</p> <p>Either:</p> <p>Write questions to ask the frog about his horrible night in the Twits bed.</p> <p>OR</p> <p>Create a disgusting meal. Write instructions for creating a horrible meal. Include a list of ingredients and write the instructions. Draw a picture of what the meal should look like.</p> 
Phase 4	Phase 5	Phase 6									
from children they what when went there with out was	Mr Mrs people called about here don't I'm looked asked	useful watchful spiteful mouthful careful hopeful peaceful dreadful colourful joyful									

Phonics

Look at your reading book. The sticker on the front will tell you what phonics phase you are on. Children on Accelerated Reader are Phase 5 or 6.

<https://www.phonicsplay.co.uk>
k/

<https://www.phonicsplay.co.uk>
k/

<https://www.phonicsplay.co.uk>
l

<https://www.phonicsplay.co.uk>
k/

<https://www.phonicsplay.co.uk>
k/

Other Activities:

Monday	Tuesday	Wednesday	Thursday	Friday
<p>Cosmic kids - frog yoga</p>	<p>Art Create a banner or a poster to support you house team on sports day. Think about your animal and making it bright and colourful using your house colours.</p>	<p>PE with Joe</p>	<p>Art Choose your favourite sport and then paint, draw, colour or collage a picture of someone competing in that sport.</p>	<p>Science What animals need to survive. Watch the BBC video above, complete the activity and the quiz.</p>