




A COMPLETE PHONICS RESOURCE
TO SUPPORT CHILDREN

Teach reading: change lives

Parent workshop: Year 1 Phonics Screening Check





**A love of reading is the biggest indicator
of future academic success.**

OECD (The Organisation for Economic Co-operation and Development)





Phonics

Terminology



Phoneme

Grapheme

Digraph

Trigraph

Blend

Segment

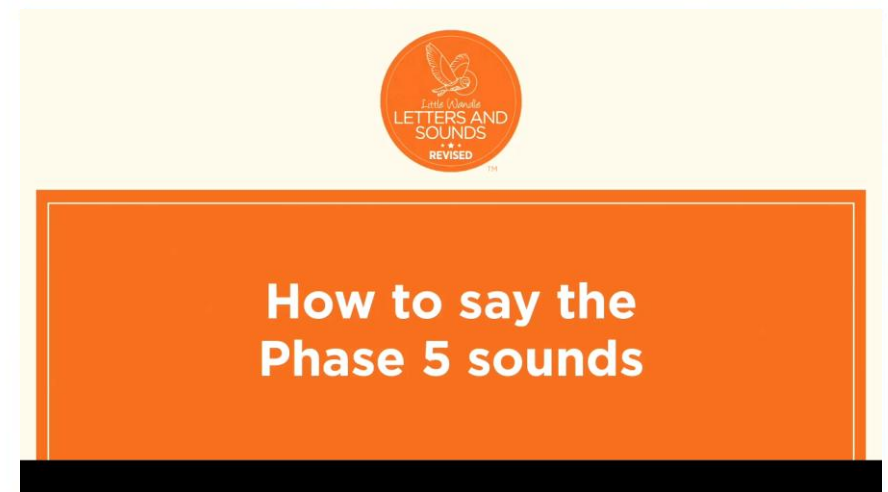
Adjacent consonant

Split digraph

What your child been taught so far

Your child has been taught most of Phase 5, they know:

- new graphemes for the Phase 2 and 3 sounds
- that the same grapheme can have alternative pronunciations.
- We have begun teaching Summer 1 content early.



How we teach Phase 5

Reading words

Children will be able to:

- blend independently
- blend in their heads with increasing fluency and confidence
- start to distinguish between different phonemes/graphemes.





Phonics Screening Check

This term we are preparing for the Phonics Screening Check







What is the Phonics Screening Check?

- It is a quick check of your child's phonics knowledge.
- It is **not** designed to create any stress or anxiety for your child.
- It assesses decoding skills using phonics.
- It consists of 40 words (20 real words, 20 'alien words').

If children do not achieve the required score in Year 1, they will retake the screening at the end of Year 2.

Section 1

sut	
yad	
dop	
uct	

Page 3 of 24

Section 1

shop
yell
peel
check

Page 9 of 24

How does the check work?


- Your child will sit with a member of staff that they know.
- They will be asked to read 40 words aloud.
- This takes just a few minutes to complete, but there is no time limit.
- If your child is struggling, the teacher will stop.
- It has been carefully designed not to be stressful for your child.

2023 national curriculum assessments

Key stage 1

Phonics screening check

Pupils' materials



What are 'alien words'?



Why we teach alien words
for Phonics Screening Check



A quick guide to alien words

'Alien words' recap



- The check will contain 20 'alien words'.
- The children will be familiar with alien words and will start to read them this term.
- Alien words assess children's decoding skills and are used in lessons for the purpose of preparing for the Phonics Screening Check **only**.
- Children cannot read these words by using their memory or known vocabulary, so they have to use their decoding skills. This is a fair way to assess their ability to decode.
- The Phonics Screening Check will be administered in June.



Supporting at home

The most important thing you can do is read with your child



Reading a book and chatting had a positive impact a year later on children's ability to...

- understand words and sentences
- use a wide range of vocabulary
- develop listening comprehension skills.

The number of books children were exposed to by age 6 was a positive predictor of their reading ability two years later.



Home Learning

- Please support your child to reinforce their learning.
- We have started Summer 1 early to ensure coverage before the check.
- The home learning sheet now includes alien words. Children must sound these out loud.

Year 1 Phonics Home Learning – Summer 1 Week 1

Please support your child to practice and reinforce this weeks phonics learning.

More information and support can be found on the Little Wandle Website;

<https://www.littlewandlelettersandsounds.org.uk/resources/for-parents/>



GPC's we have learnt this week:	
ay /ai/ play	a-e /ai/ snake
ea /ee/ each	e /ee/ he

We have learnt to read and spell these words. Ask your child to add the sound buttons and read the words.		
spray	same	bead
being	we	least
snake	day	crayon
amaze	read	secret

We have read these tricky words. We do not decode tricky words or add sound buttons. We read these words fluently.				
eye	sure	pure	said	were

We have read these alien words. We must always sound alien words out loud. Ask your child to add the sound buttons and sound out the alien words.					
<u>vol</u>	<u>quass</u>	<u>sloom</u>	<u>tabe</u>	<u>jair</u>	<u>joil</u>



Practicing at home




2024 national curriculum assessments

Key stage 1

Phonics screening check

Pupils' materials



Past papers can be accessed through the GOV.UK.

We will send QR code links for these over half term.

PhonicsPlay

Log In

Our most popular resources

Buried Treasure
Good for: Practising blending

Teaching Ideas

The card for 'Buried Treasure' has a purple border and a blue background. It shows a green character and a red character on a beach with a treasure chest and a shovel.

DRAGON'S DEN
Good for: Practising blending

Teaching Ideas

The card for 'Dragons Den' has a red border and a dark background. It shows a red dragon and a green dragon in a cave-like setting.

PICNIC on PLUTO
Good for: Practising blending

Teaching Ideas

The card for 'Picnic on Pluto' has an orange border and a dark blue background. It shows two alien characters, one yellow and one blue, sitting at a picnic table.

Phonics Play can be accessed online. There are 3 free games where children sort real and fake words.